

Grifols accelerating plasma recovery while enhancing performance

- Plasma collections accelerate by 16% YTD vs. 2021¹ and 9% sequentially²
- Revenues grow by mid-to-high single digit driven by the Bioscience Division, underpinned by improving plasma supply; robust underlying demand across key proteins; price increases; and product mix led by subcutaneous immunoglobulin (SCIG)
- Margins sequentially² improve significantly – with a c.20% EBITDA margin – supported by operational leverage and savings plan offsetting inflationary and labor pressures and still high donor compensation levels
- Grifols fundamentals remain strong, as reflected by 27-28% underlying EBITDA margin
- Grifols committed to rapid deleveraging, aiming to reach <4x in 2023 and <3.5x in 2024
- Completion of Biotest acquisition marks an important milestone: Grifols owns 96% of voting rights and 70% of capital, and concentrate its efforts on the advancement of IgM and fibrinogen clinical trials

Grifols reiterates the acceleration of its plasma recovery, improving its performance in the first quarter of 2022. Plasma volumes are achieving pre-pandemic weekly levels against a backdrop of robust underlying demand supported by pricing and product mix.

Plasma collections reported 16% growth YTD vs. 2021¹ and 9% sequentially². The primary engines of growth were recent openings and recently-acquired plasma centers; larger plasma volumes from regular centers; and the achievement of greater efficiencies related to technological, digital and operational enhancements, which are expected to further boost plasma volumes throughout the year.

In the first quarter of 2022, Grifols' **revenues** grew by mid-to-high single digit (low-single-digit at cc³) compared to the first period of 2021. The **Bioscience** Division has led the growth, reporting low-double-digit growth (mid-to-high single digit at cc) supported by stronger plasma supply, robust underlying demand, price increases on key proteins, and product mix led by subcutaneous immunoglobulin (SCIG).

¹ Comparison between first 17 weeks of 2022 vs. first 17 weeks of 2021.

² Comparison between first 17 weeks of 2022 vs. last 17 weeks of 2021.

³ Constant currency, which excludes quarter-on-quarter exchange rate fluctuations.

The **Diagnostic** Division was impacted by COVID-19 and Zika testing terminations, while its underlying business showed strength. The **Bio Supplies** Division was impacted by the ending of plasma sales to third-parties.

Margins improved significantly on a sequential basis as reflected in a c.20% **EBITDA margin** and a 27-28% **underlying EBITDA margin**⁴. The company enhanced its profitability through operational leverage, with OPEX adding 400bps quarter-on-quarter⁵ despite inflationary and labor pressures and still high donor compensation.

Following completion of the **Biotest** acquisition, Grifols owns 96% of voting rights and 70% of the share capital. This milestone bolsters the availability of Grifols' plasma therapies; accelerates the R&D pipeline; broadens the product portfolio; improves geographic footprint; and drives further revenue growth and margin expansion.

The transaction consolidates Grifols' standing as a global leader in fractionation capacity (20 mL plasma/year) and operator of the largest private European network of plasma centers, significantly improving geographic balance in plasma supply. Grifols currently owns 87 plasma centers in Europe and 401 globally. Moving forward, Grifols' focus is on advancing the clinical trials of IgM and fibrinogen, two new and currently unused proteins, which remain on track.

Grifols remains staunchly committed to rapidly **deleveraging**, with the aim of decreasing its net financial debt to EBITDA ratio to <4x in 2023 and <3.5x in 2024. These targets are supported by structural cost savings; lower CAPEX over the next two years; no significant M&A; and no cash dividend payments until the leverage ratio of <4x is attained; while using all available tools, as necessary.

The company's **liquidity position** stands at more than EUR 1,000 million. There are no significant maturities or debt repayments until 2025. Currently, c.60% of Grifols' debt is tied to a fixed interest rate, which increases to 75% considering debt in USD, an optimized **financial structure** that would mitigate the impact of potential interest rate hikes.

Grifols' **fundamentals** and solid commitment to deliver on its long-term vision remain intact.

Looking forward, this quarter paves the way for a further acceleration of plasma volumes and a sequential improvement of Grifols' performance throughout the year, especially in terms of Bioscience revenues, and for gradual margin expansion.

⁴ Underlying EBITDA mainly excludes COVID-19 impacts

⁵ Quarter on Quarter (q-o-q): change between one fiscal quarter and the previous fiscal quarter

Investor contact:

Investor Relations and Sustainability

inversores@grifols.com - investors@grifols.com
sostenibilidad@grifols.com - sustainability@grifols.com

Tel. +34 93 571 02 21

Media contacts:

Raquel Lumbreras Raquel_lumbreras@duomocomunicacion.com Borja Gómez Borja_gomez@duomocomunicacion.com Duomo Comunicación – Grifols Press Office Tel. +34 91 311 92 89 - 91 311 92 90 +34 659 57 21 85 / +34 650 40 22 25	Grifols Media Press Office media@grifols.com Tel. +34 571 00 02
--	---

About Grifols

Grifols is a global healthcare company founded in Barcelona in 1909 committed to improving the health and well-being of people around the world. Its four divisions - Bioscience, Diagnostic, Hospital and Bio Supplies - develop, produce and market innovative solutions and services that are sold in more than 110 countries.

Pioneers in the plasma industry, Grifols operates a growing network of donation centers worldwide. It transforms collected plasma into essential medicines to treat rare, chronic and, at times, life-threatening conditions. As a recognized leader in transfusion medicine, Grifols also offers a comprehensive portfolio of solutions designed to enhance safety from donation to transfusion. In addition, the company supplies tools, information and services that enable hospitals, pharmacies and healthcare professionals to efficiently deliver expert medical care.

Grifols, with more than 23,000 employees in 30 countries, is committed to a sustainable business model that sets the standard for continuous innovation, quality, safety and ethical leadership.

In 2021, Grifols' economic impact in its core countries of operation was EUR 7.7 billion. The company also generated 141,500 jobs, including indirect and induced jobs.

The company's class A shares are listed on the Spanish Stock Exchange, where they are part of the Ibex-35 (MCE:GRF). Grifols non-voting class B shares are listed on the Mercado Continuo (MCE:GRF.P) and on the U.S. NASDAQ through ADRs (NASDAQ:GRFS).

For more information: www.grifols.com



GRIFOLS

Accelerating Plasma Recovery While Enhancing Performance

Q1 2022 Business Update

May 6, 2022



*Matteo, Italy
Alpha-1 Antitrypsin Deficiency Patient*

Legal Disclaimer

Important Information

This presentation does not constitute an offer or invitation to purchase or subscribe shares, in accordance with the provisions of the Spanish Securities Market Law (Royal Legislative Decree 4/2015, of 23 October, as amended and restated from time to time), Royal Decree 1310/2005, of November 4, and its implementing regulations. In addition, this document does not constitute an offer of purchase, sale or exchange, nor a request for an offer of purchase, sale or exchange of securities, nor a request for any vote or approval in any other jurisdiction.

Forward-looking Statements

This presentation contains forward-looking information and statements about GRIFOLS based on current assumptions and forecast made by GRIFOLS management, including pro forma figures, estimates and their underlying assumptions, statements regarding plans, objectives and expectations with respect to capital expenditures, synergies, products and services, and statements regarding future performance. Forward-looking statements are statements that are not historical facts and are generally identified by the words “expected”, “potential”, “estimates” and similar expressions.

Although Grifols believes that the expectations reflected in such forward-looking statements are reasonable, various known and unknown risks, uncertainties and other factors could lead to material differences between the actual future results, financial situation, development or performance of the Company and the estimates given here. These factors include those discussed in our public reports filed with the Comisión Nacional del Mercado de Valores and the Securities and Exchange Commission, which are accessible to the public. The Company assumes no liability whatsoever to update these forward-looking statements or conform them to future events or developments. Forward-looking statements are not guarantees of future performance. They have not been reviewed by the auditors of Grifols.

Given the significant business disruption we are experiencing we believe that the company is not in a position to make forward looking statements. Any forward-looking statements issued by the company and, in particular, those contained in the Biotest presentation of September 17, 2021, are no longer valid and should not be taken into account by our shareholders or investors.

NON-GAAP Financial Measures

This presentation refers to certain non-GAAP financial measures. The presentation of these financial measures is not intended to be considered in isolation, or as a substitute for, or superior to, the financial information prepared and presented in accordance with GAAP. Investors are cautioned that there are material limitations associated with the use of non-GAAP financial measures as an analytical tool. In addition, these measures may be different from non-GAAP financial measures used by other companies, limiting their usefulness for comparative purposes. We compensate for these limitations by providing specific information regarding GAAP amounts excluded from these non-GAAP financial measures. A reconciliation of these non-GAAP financial measures to the most directly comparable GAAP financial measures can be found in our Grifols Financial Statements.

Key Highlights

Plasma

Stronger plasma collections recovery continues:

- **Volumes increase by 16%** YTD 2022 vs. PY¹
- **Volumes rise by 9%** YTD sequentially²
- **Currently reaching pre-COVID weekly levels**

Revenues

Revenues increase by mid-to-high single digit (low-single-digit at cc³) in Q1 vs. PY:

- **Bioscience: low-double-digit** growth (mid-to-high single digit at cc) underpinned by:
 - Improving plasma supply
 - Price increases (mid-single-digit on key proteins)
 - Robust underlying demand
 - Product mix driven by subcutaneous immunoglobulin (SCIG)
 - Higher alpha-1 patient base
 - Albumin phasing in China
- **Diagnostic:** impacted by COVID-19 and Zika testing terminations. Strong underlying business
- **Bio Supplies:** impacted by the ending of plasma sales to third-parties
- **FX tailwind adding 5%+** to total revenues growth

¹ Comparing first 17 weeks of 2022 with first 17 weeks of 2021

² Comparing first 17 weeks of 2022 with last 17 weeks of 2021

³ Constant currency, which excludes exchange rate fluctuations period over period

Key Highlights

Margins

Significant EBITDA margin sequential improvement up to c.20% of revenues

Underlying EBITDA margin¹ stands at 27-28% of revenues

- Higher plasma volumes, price increases, product and country mix
- Operational leverage: Opex added **+400pbs q-o-q²**
- Inflationary and labor pressures persist
- Donor commitment compensation still high

Biotest

Biotest acquisition completed: Grifols owns **96%** of **voting rights** and **70%** of **total capital**

Clinical trials progressing **on track**

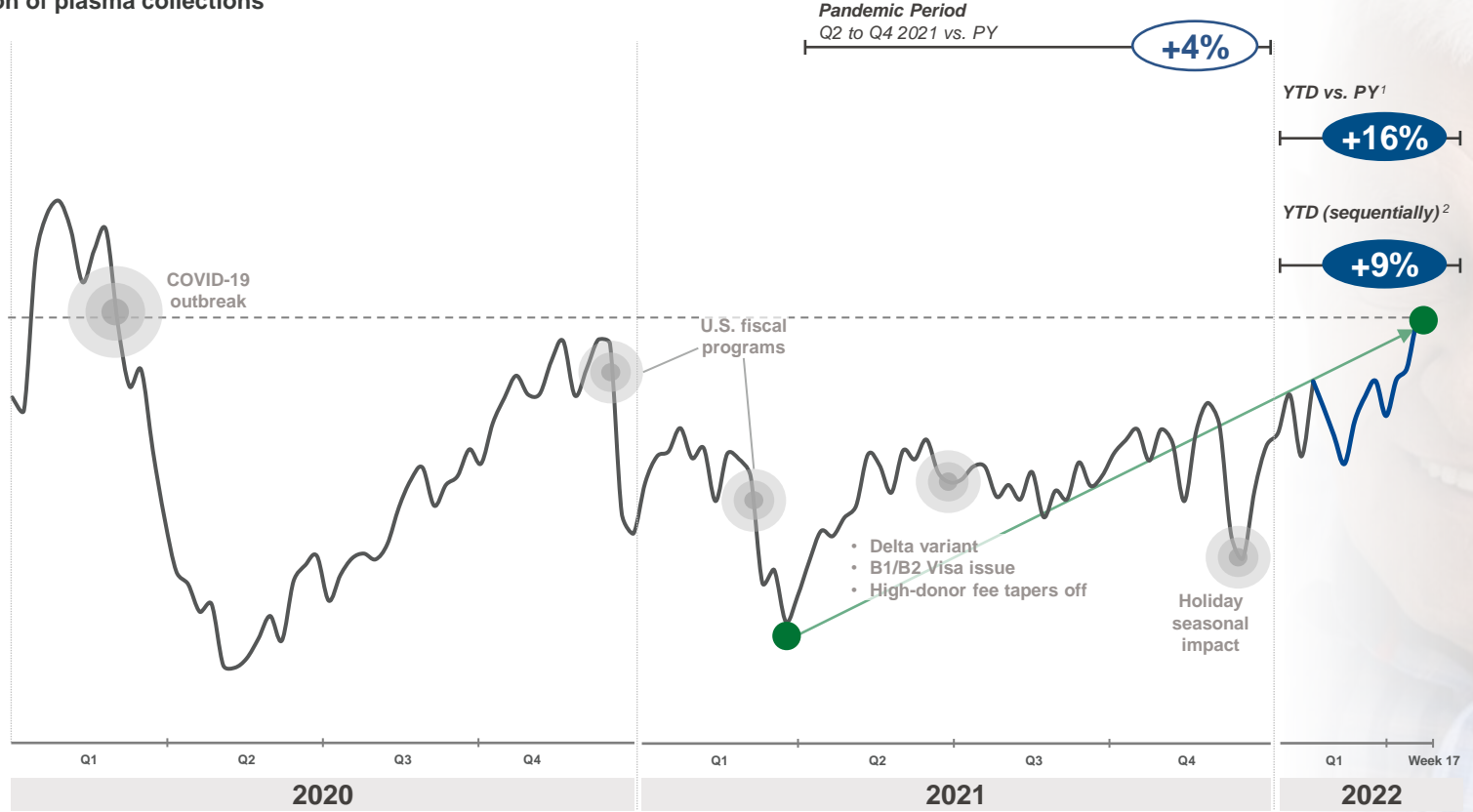
Manufacturing plants for **IgM** and **Fibrinogen** fully built

Sustainability

Definition of **30 goals for 2030**, encompassing a wide range of sustainable actions, behaviors and practices, all integrated into our performance targets and operational processes

Grifols Stronger Plasma Collection Recovery

Weekly evolution of plasma collections



Note: Weekly collections until Week 17 of 2022
¹ Comparing first 17 weeks of 2022 with first 17 weeks of 2021
² Comparing first 17 weeks of 2022 with last 17 weeks of 2021

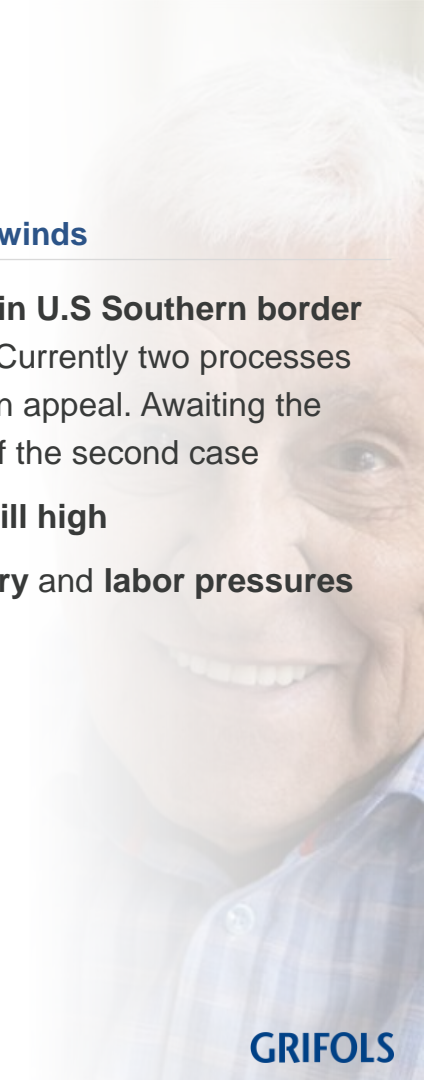
Grifols Stronger Plasma Collection Recovery

+ Tailwinds

- Increasing contribution from **new** and **acquired** plasma centers
- **Regular** centers returning to pre-pandemic weekly levels
- **New donor compensation scheme**
- Improve **talent retention**
- **New plasmapheresis devices** roll-out process to end by year-end – increasing donation yields and efficiencies
- **Digital marketing** enhancement
- **Leaving** both **COVID-19 headwinds** and **U.S. government stimulus** impacts behind

- Headwinds

- **B1/B2 visa restrictions in U.S Southern border** still impeding donations. Currently two processes ongoing. First case still on appeal. Awaiting the first instance resolution of the second case
- **Donor compensation still high**
- Persistence of **inflationary** and **labor pressures**



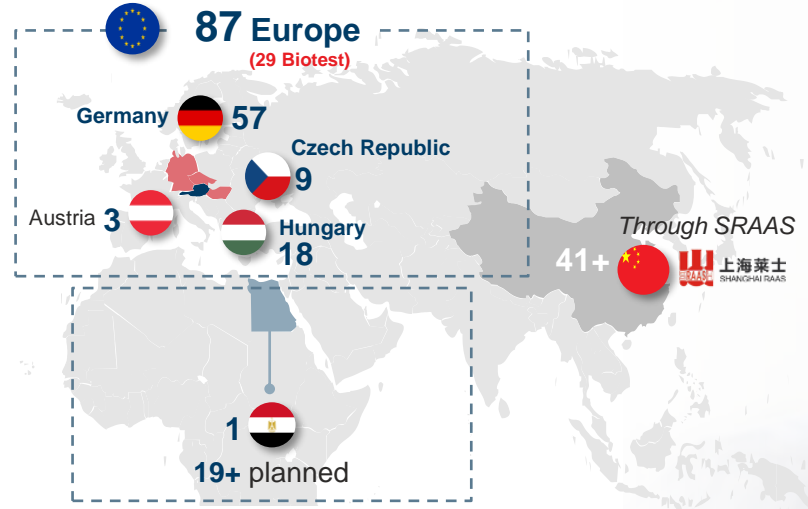
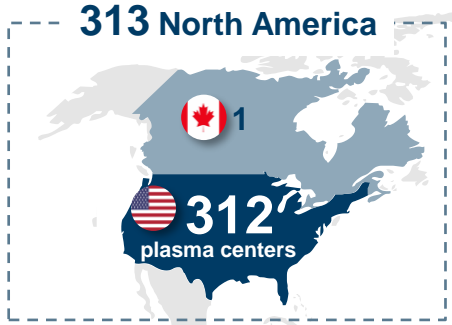
Accelerating Growth And Innovation

Grifols now owns 96% of its voting rights and 70% of its total share capital

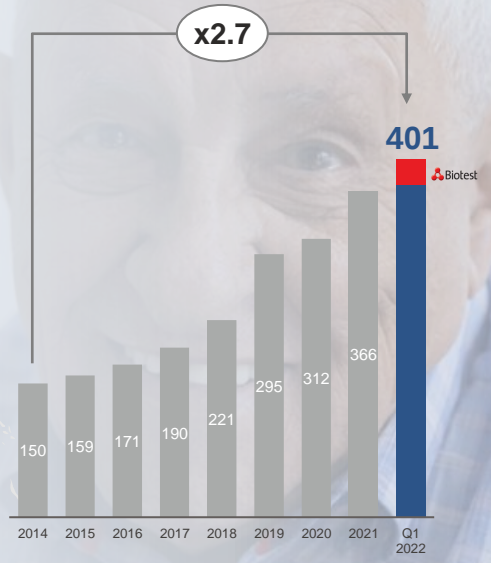
Biotest strengthens our position:

- Plasma therapies' **increased availability** for patients
- **R&D projects complementation** and **acceleration**
- **Product portfolio acceleration** and **expansion**
- **Largest private European network** of plasma centers with **87**
- **Improved geographic balance** in plasma supply and income
- **Revenue growth** and **margin expansion**, leveraging on currently unused proteins (IgM, Fibrinogen)
- Industry's **greatest fractionation capacity: 20mL** of plasma/year

Reaching a Global Footprint of 400+ Plasma Centers



Expanding and diversifying our plasma-center network...



Commitment to Achieve Rapid Deleveraging Remains Intact

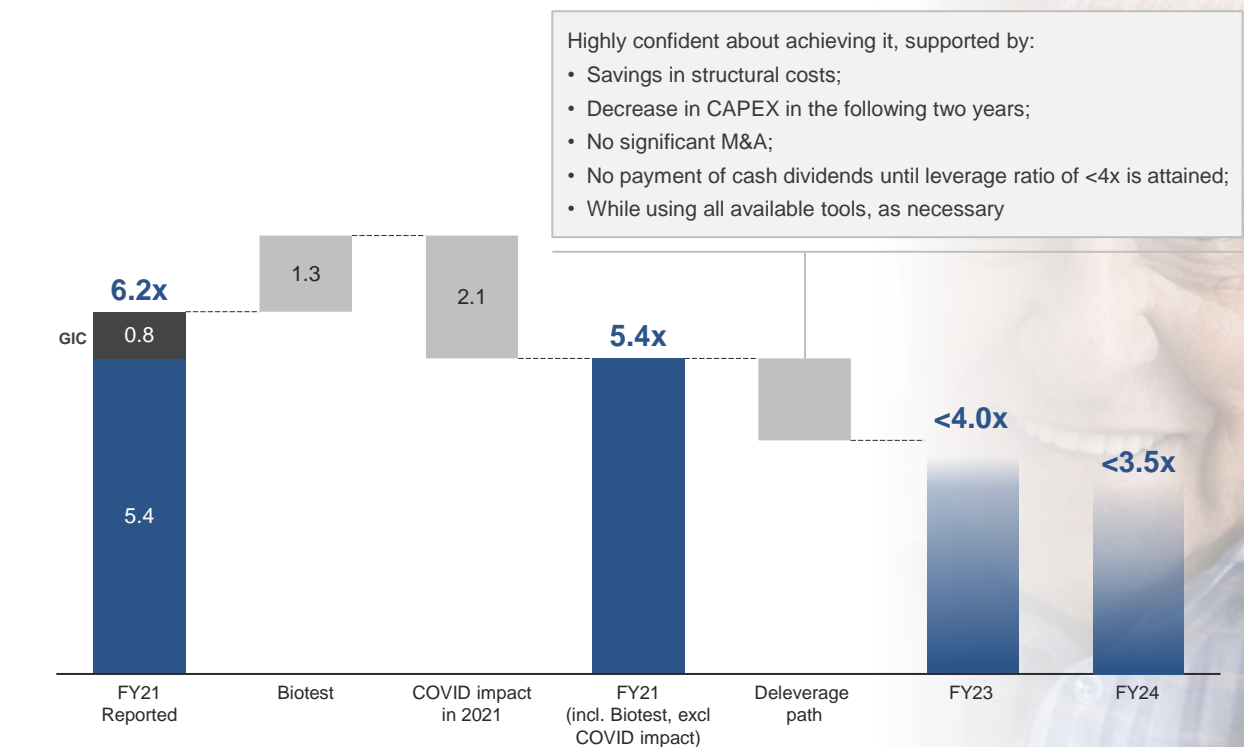
Cash & Cash Equivalents¹
€520m

Liquidity
€1.0bn+

No significant debt maturities until 2025

c.60% of debt tied to a **fixed interest rate (75% for USD)**

Reducing Leverage Ratio²



¹ Not including Biotest investment financed cash proceeds
² Biotest financed transaction not impacting net debt as of December 31, 2021
 Note: all figures pro-forma on December 31, 2021

Accelerating Plasma Recovery While Enhancing Performance

Plasma

Plasma collections – currently reaching pre-COVID weekly levels – to continue **accelerating** throughout 2022 driven by **new** and **recently-acquired centers** and larger volumes from **regular centers**; as well as **technological**, **digital** and **operational** enhancements

Revenues

Sound revenue growth stemming from **Bioscience accelerating growth** throughout 2022 as **plasma continues recovering**, supported by **strong underlying demand**, **price increases** and **product** and **geo mix**

Margins

Sequential expansion as **plasma volumes normalize** triggering **scale efficiencies** and **significant operational leverage**, leveraging on a **positive price environment** while impacted by **inflationary pressures** and a still **high donor compensation**

Lean organization

- **R&D prioritization**
- **Structural cost plan** on track
- **Divestment** of non-strategic assets

GRIFOLS

Investor Relations & Sustainability

+34 93 571 02 21

- ✉ inversores@grifols.com
- ✉ sostenibilidad@grifols.com

- ✉ investors@grifols.com
- ✉ sustainability@grifols.com



*Matteo, Italy
Alpha-1 Antitrypsin Deficiency Patient*